

Automated parking gate installation

Overview

Create and install an automatic gate system with an RFID (Automatic Vehicle Identification System) and telephone entry systems at both Blue Ridge and Birchwood entrances. Both entrances will have 3 distinct lanes. A resident entrance lane, a Visitor entrance lane, and an exit lane.

Rough Construction (refer to drawings) (by masonry/asphalt company)

- A. Cut asphalt open as per drawing. (by masonry/asphalt company)
- B. Create new curbing (by masonry/asphalt company)
- C. Install (4) new 19' by 3' Belgium block island for gates and entry system (by masonry/asphalt company)
- D. In new islands build (2) 2'6" wide by 1'6" deep by 6' high entry stanchion from stone for entry system.
- E. Install (8) concrete footing to support the (6) parking pro gate operators and (2) for entry stanchion
- F. Install bollards as per drawing
- G. Pipe from gate to gate entry system to gate, high and low voltage pipes as per drawing (mason or electrician)
- H. Majestic will install (working with asphalt company) (12) loops and pipe to new gates. (work with asphalt company prior to pavement)
- I. Install 16 covered bollards colored of your choice

**Automated parking gate installation
Submitted to: Blue Ridge HOA
Submitted by: Majestic Systems Inc.**

Two Year Warranty on Parts and Labor

Exclusions to warranty:

1. Damage done to gate system via misuse intentionally or unintentionally.
2. Damage done to gate system via acts of god. I.e. storms, lightning and or power surges.
3. Damage done to gate system via contact with any vehicle.
4. Damage done to gate system via extended use during any problem with system.

Disclaimer

Majestic Systems Inc. takes absolutely no responsibility for any damages done to any vehicle or vehicles, person, or persons by the misused or malfunctions of any or all systems installed at this complex.

Price for listed system

\$53,612.00

Access control Items based on purchases over 1000 items

Easy pass stickers, Key fobs, and Cards

Easy pass tags over 1000 tags can have a free custom logo on the tags (community name in a variety of colors or clear tags)

Easy pass windshield stickers over 1000 lot pricing are \$10.00 each (refer to options page)

key fobs, over 1000 lot pricing are \$7.00 each

Cards, over 1000 lot pricing are \$4.00 each

Payment schedule

30% Deposit

30% After gates and entry system

30% after rough construction and island work

10% Upon Completion

Date of acceptance _____

Board President

Signature _____

Edward A. Ayvazian,
As agent of Majestic systems Inc.



Submitted To:
Majestic Services
Street:

Attention:
Ed

Phone: **631-757-5954** Fax: **631-754-7554**

Job Name: **Blue Ridge** Date: **8/26/2020**

City: State: Zip Code:
N.Y.

Job Location: **Granny Rd., Medford**
E-Mail:

Architect or Engineer:

ed.a.@majesticystems.com

All material is guaranteed to be as specified. All work to be completed in a workmanlike manner according to standard practices. Any alteration or deviation from specifications below involving extra costs will be executed only upon written orders, and will be executed only upon writer orders, and will become an extra charge over and above this estimate.

RESPECTFULLY SUBMITTED BY:

Bill Dymond

Note: This proposal may be withdrawn by us if not accepted within

30 days

We Hereby Submit Specifications and Estimates for:

| <u>ITEM</u> | <u>Blue Ridge Entrance</u> |
|-------------|---|
| 1 | Saw cut asphalt for curbs and new gate system, remove & dispose of broken pavement. |
| 2 | Remove concrete curb, dispose of off site. |
| 3 | Dig, form and pour new curb, to widen road and for new gate system. |
| 4 | Pour concrete footing and build new stone block stanchion for telephone entry system. |
| 5 | Furnish and install 6" RCA base course, set to grade and compact. |
| 6 | Make asphalt restoration along new curb line and at new gate system pad. |
| 7 | Seal all seams with asphalt cement. |
| 8 | Provide painted pavement markings as required. |
| 9 | Dig, furnish and install electrical conduits for new gate system. |
| 10 | Furnish and install (10) concrete filled, 4" protective steel bollards with yellow plastic sleeve covers. |
| | TOTAL: \$21,500.00 |

EXCLUSIONS:

- * PRICE EXCLUDES PERMITS, BONDS, INSPECTION, TESTING, AS BUILT DRAWINGS AND / OR FEES.
 - * BILLING MEASUREMENTS TO BE TAKEN AT COMPLETION OF WORK
 - * IF ADVERSE CONDITIONS EXIST NO WORK WILL BE PERFORMED WITHOUT A WRITTEN RELEASE FROM THE OWNER OR CONTRACTOR
 - * NOT RESPONSIBLE FOR SETTLEMENT AROUND BASINS OR OTHER AREAS, AFTER WORK IS PERFORMED
 - * NOT RESPONSIBLE FOR ELEVATIONS OF DRAINS, MANHOLES, OR OTHER CASTINGS.
 - * NOT RESPONSIBLE FOR CURBS OR CONCRETE APRONS WHILE CROSSING
 - * PRICE EXCLUDES ALL FENCING AND RAILINGS UNLESS SPECIFIED OTHERWISE.
 - * GRADE MUST BE IN BALANCE AND WITHIN PLUS OR MINUS 1" AND SUITABLE BASE MATERIAL
 - * NOT RESPONSIBLE FOR SPRINKLER SYSTEM DAMAGE
 - * ANYTHING ELSE NOT SPECIFICALLY INCLUDED IN SCOPE OF WORK ABOVE.
- PRICE BASED ON CURRENT LABOR & MATERIAL COSTS AND GOOD FOR 30 DAYS.

QUALIFICATIONS AS FOLLOWS:

PROPOSED PRICE IS PACKAGE PRICE. THE BREAKDOWN NUMBERS ARE FOR REFERENCE ONLY AND CANNOT BE DEDUCTED.

DYMOND INDUSTRIES, INC. IS NOT RESPONSIBLE FOR PROBLEMS OF ANY KIND ARISING FROM OR RELATED TO DEVIATIONS FROM THE PLANS/SPECS.

DYMOND INDUSTRIES, INC. IS NOT RESPONSIBLE FOR CHANGES DUE TO MUNICIPAL CODES, ENGINEER, REVISIONS OR OMISSIONS ON PLANS.

PAYMENT TERMS: PAYMENT IS DUE UPON COMPLETION OF WORK, OR FOR WORK STILL IN PROGRESS, ON THE LAST DAY OF THE MONTH FOR WORK COMPLETED TO DATE. INVOICES OUTSTANDING MORE THAN 30 DAYS WILL CARRY A FINANCE CHARGE OF 1% PER MONTH AND NO WORK WILL BE PERFORMED IF A BALANCE REMAINS UNPAID FOR MORE THAN 60 DAYS.

Acceptance of Proposal- The above prices, specifications and conditions are satisfactory and are hereby accepted. You are authorized to do the work as specified. Payment will be made as outlined above.

Signature: _____

Date of Acceptance: _____

PROPOSAL / CONTRACT
K. DYMOND INDUSTRIES, INC.
16 COMMERCIAL BLVD.
MEDFORD, NY 11763
PHONE: (631) 289-2300 FAX: (631) 289-9753

Submitted To:
Majestic Services
Street:

Attention:
Ed

Phone: **631-757-5954** Fax: **631-754-7554**

Job Name: **Birchwood** Date: **8/26/2020**

City: **N.Y.** State: Zip Code:

Job Location: **Granny Rd., Medford**

Architect or Engineer:

E-Mail:
ed.a@majesticssystems.com

All material is guaranteed to be as specified. All work to be completed in a workmanlike manner according to standard practices. Any alteration or deviation from specifications below involving extra costs will be executed only upon written orders, and will be executed only upon written orders, and will become an extra charge over and above this estimate.

RESPECTFULLY SUBMITTED BY:

Bill Dymond

Note: This proposal may be withdrawn by us if not accepted within

30 days

We Hereby Submit Specifications and Estimates for:

ITEM

Birchwood Entrance

- 1 Saw cut asphalt for curbs and new gate system, remove & dispose of broken pavement.
- 2 Remove concrete curb, dispose of off site.
- 3 Dig, form and pour new curb, to widen road and for new gate system.
- 4 Pour concrete footing and build new stone block stanchion for telephone entry system.
- 5 Furnish and install 6" RCA base course, set to grade and compact.
- 6 Make asphalt restoration along new curb line and at new gate system pad.
- 7 Seal all seams with asphalt cement.
- 8 Provide painted pavement markings as required.
- 9 Dig, furnish and install electrical conduits for new gate system.
- 10 Furnish and install (10) concrete filled, 4" protective steel bollards with yellow plastic sleeve covers.

TOTAL: \$19,800.00

EXCLUSIONS:

- * PRICE EXCLUDES PERMITS, BONDS, INSPECTION, TESTING, AS BUILT DRAWINGS AND / OR FEES.
- * BILLING MEASUREMENTS TO BE TAKEN AT COMPLETION OF WORK
- * IF ADVERSE CONDITIONS EXIST NO WORK WILL BE PERFORMED WITHOUT A WRITTEN RELEASE FROM THE OWNER OR CONTRACTOR
- * NOT RESPONSIBLE FOR SETTLEMENT AROUND BASINS OR OTHER AREAS, AFTER WORK IS PERFORMED
- * NOT RESPONSIBLE FOR ELEVATIONS OF DRAINS, MANHOLES, OR OTHER CASTINGS.
- * NOT RESPONSIBLE FOR CURBS OR CONCRETE APRONS WHILE CROSSING
- * PRICE EXCLUDES ALL FENCING AND RAILINGS UNLESS SPECIFIED OTHERWISE.
- * GRADE MUST BE IN BALANCE AND WITHIN PLUS OR MINUS 1" AND SUITABLE BASE MATERIAL.
- * NOT RESPONSIBLE FOR SPRINKLER SYSTEM DAMAGE
- * ANYTHING ELSE NOT SPECIFICALLY INCLUDED IN SCOPE OF WORK ABOVE.

PRICE BASED ON CURRENT LABOR & MATERIAL COSTS AND GOOD FOR 30 DAYS.

QUALIFICATIONS AS FOLLOWS:

PROPOSED PRICE IS PACKAGE PRICE. THE BREAKDOWN NUMBERS ARE FOR REFERENCE ONLY AND CANNOT BE DEDUCTED.

DYMOND INDUSTRIES, INC. IS NOT RESPONSIBLE FOR PROBLEMS OF ANY KIND ARISING FROM OR RELATED TO DEVIATIONS FROM THE PLANS/SPECS.

DYMOND INDUSTRIES, INC. IS NOT RESPONSIBLE FOR CHANGES DUE TO MUNICIPAL CODES, ENGINEER, REVISIONS OR OMISSIONS ON PLANS.

PAYMENT TERMS: PAYMENT IS DUE UPON COMPLETION OF WORK, OR FOR WORK STILL IN PROGRESS, ON THE LAST DAY OF THE MONTH FOR WORK COMPLETED TO DATE. INVOICES OUTSTANDING MORE THAN 30 DAYS WILL CARRY A FINANCE CHARGE OF 1% PER MONTH AND NO WORK WILL BE PERFORMED IF A BALANCE REMAINS UNPAID FOR MORE THAN 60 DAYS.

PROPOSAL / CONTRACT
K. DYMOND INDUSTRIES, INC.
Signature: _____
16 COMMERCIAL BLVD.
MEDFORD, NY 11763

PHONE: (631) 289-2300 FAX: (631) 289-9753

Majestic Systems Inc.
Protection that soars above the rest
www.majesticsystems.com
17 Cedar Hill Dr.
East Northport, NY 11731
Tel (631) 757-5954 Fax (631) 754-7554

Blue Ridge Condominiums, listed below are just a few local installation we did in your neighborhood with similar systems. If needed I can provide more complexes and contact people

Willow Wood at Overton park
Gary, Construction Manager
631-834-2002
<https://www.google.com/maps/@40.8569192,-73.0005625,179m/data=!3m1!1e3>

Country Village Coram
Brain Arello Manager
631 394 8015
<https://www.google.com/maps/@40.8646156,-73.0131344,90m/data=!3m1!1e3>

Country Point Coarm
Mike Sirico property manager
631-484-2700
<https://www.google.com/maps/@40.8484922,-72.9890781,103m/data=!3m1!1e3>

The Lakes Setauket
Joe on site manager
631-487-2728
<https://www.google.com/maps/@40.9181245,-73.0753458,123m/data=!3m1!1e3>

Systems with exact characteristic as the system we proposed to install at your complex. Parking Pro Gate operators (highest rated gate operators in class and Tarvos RFID readers RFID reader

The Ranches at long lake
Michelle Lennon
(631) 476-2100
<https://www.google.com/maps/@40.9004317,-73.0516492,73m/data=!3m1!1e3>

Stone Bridge HOA
Dave Morse Manager
631-445 5663
<https://www.google.com/maps/@40.8294583,-73.2141802,439m/data=!3m1!1e3>

Stony Hollow
Hector (supper/ manager)
347-833-6908
<https://www.google.com/maps/@40.9121668,-73.0678151,207m/data=!3m1!1e3>

Country Point Smithtown North
Lana Ajemian Manager.
631-366-5238
<https://www.google.com/maps/@40.8602008,-73.135184,92m/data=!3m1!1e3>

Mill Pond Acres
Mark Liebenthal (property manager)
516-472-7004
<https://www.google.com/maps/@40.8288376,-73.2151609,110m/data=!3m1!1e3>

Sincerely,



Ed Ayvazian
Majestic Systems Inc.

Automated parking gate installation

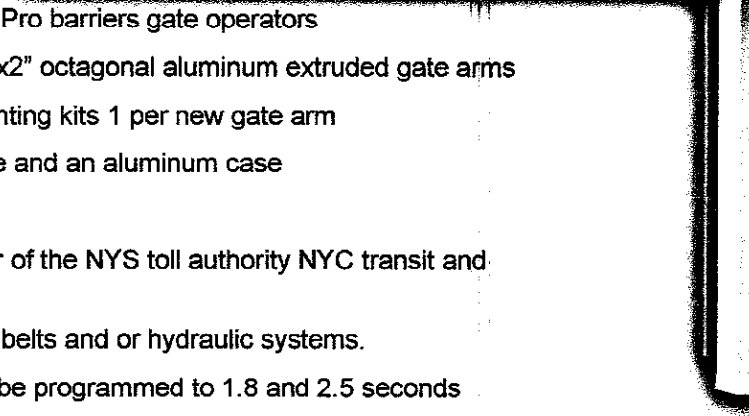
Overview

Create and install an automatic gate system with an RFID (Automatic Vehicle Identification System) and telephone entry systems at both Blue Ridge and Birchwood entrances. Both entrances will have 3 distinct lanes. A resident entrance lane, a Visitor entrance lane, and an exit lane.

Rough Construction (refer to drawings) (by masonry/asphalt company)

- A. Cut asphalt open as per drawing. (by masonry/asphalt company)
- B. Create new curbing (by masonry/asphalt company)
- C. Install (4) new 19' by 3' Belgium block island for gates and entry system (by masonry/asphalt company)
- D. In new islands build (2) 2'6" wide by 1'6" deep by 6' high entry stanchion from stone for entry system.
- E. Install (8) concrete footing to support the (6) parking pro gate operators and (2) for entry stanchion
- F. Install bollards as per drawing
- G. Pipe from gate to gate entry system to gate, high and low voltage pipes as per drawing (mason or electrician)
- H. Majestic will install (working with asphalt company) (12) loops and pipe to new gates. (work with asphalt company prior to pavement)
- I. Install 16 covered bollards colored of your choice

Install New Gates

- 
- Mount and Install (6) Parking Pro barriers gate operators
 - Supply and install (6) 12'6x4"x2" octagonal aluminum extruded gate arms
 - Supply and install (6) LED lighting kits 1 per new gate arm
 - Stainless steel mounting base and an aluminum case
 - 10,000,000 cycle life
 - preferred parking gate vendor of the NYS toll authority NYC transit and NYC sanitation departments
 - direct drive motor, no pulleys belts and or hydraulic systems.
 - 1.3 second run time that can be programmed to 1.8 and 2.5 seconds
 - 6 programmable inputs
 - 3 programmable digital outputs
 - 3 programmable relay outputs
 - dual programmable loop detectors
 - quick change gate arm, that can be cut and re-used
 - Innovative non battery powered backup system:
 - Systems can be programmed to lock, unlock and or automatically open the gate in the event of a power failure. The system will resume automation after the power is restored more than 30 seconds.
 - Complete foam guard that inserts under gate arm
 - LED light bar that lights foam guard RED when gate is closed BLUE as it opens and GREEN when fully open
 - Provide 2 spare arms with lights and brackets, train on site staff in gate arm replacement and re-installation

Power failure Back-Up system

System will automatically open the entry and exit gates in the event of a power failure (no battery and or battery systems required). The system will resume automation after the power is restored more than 1 minute.

Gate Function

Entry: after a valid key fob or entry system read entry gate will open and close after each vehicle Gates will close automatically after the vehicle passes through. No piggy backing will be allowed

Free exit: As vehicle approaches the exit gate from inside facility the exit gate will open and close after each vehicle gates will close automatically after the vehicle passes through.


Stone stanchions (refer to options page)

- A. Build (2) brick/stone stanchions in island of material to match community (refer to drawings)
- B. stanchion will be 2'6" wide by 1'6" deep and a height of 5'6" to 6'

Tele-Access system

Refer to drawing for placement

1. Large illuminated LCD display. Will display 8 names at a time.
2. Illuminated stainless steel faceplate.
3. Interactive speakerphone.
4. 2000 name capacity for residents.
5. 2000 telephone number capacity for residents.
6. 3000 easy pass, , keyfob and card capacity for residents.
7. EE PROM backs up memory chip (for memory capture).
8. Programmable relays (for all enter and exit times).
9. 1500-event buffer (for log of entries by name).
10. On board keypad for resident / visitor.
11. [A] to [Z] buttons for fast scrolling
12. [Call] button for quick easy connection.
13. Mounted in stanchion.
14. Interconnecting pipe and wire to gates.
15. either Majestic systems will supply software to HOA for the adding and deleting of names and numbers on the directory
16. or Majestic systems will maintain the directory (the adding and deleting of names and numbers on the directory) free of charge.
17. Install SOS siren systems at front stanchion to control both gate in the event and a yelp siren at the gate



TCP/IP access control

Install a real time access control system (internet at both locations required)

IT based system will the community board total control over the gate system, entry gates and exit gates. This system will be able to expand the clubhouse, pool tennis courts and so on

Data and data entry

Community must provide an excel list of all unit numbers, residents' names, and telephone numbers.

majestic will preprogram entry systems with names and numbers along with the stickers and keyfobs/ cards per household.

Majestic will provide the stickers and the keyfobs/cards to the HOA with a specific distribution list.

To be provided by others at both locations

1. Access to Hi voltage (1) 110 VAC line 15amp (preferably) Refer to drawing for placement.
 2. internet connection
 3. A Standard Telephone lines or VOIP
 4. Majestic Systems Inc. will coordinate with Verizon and or cablevision to establish an internet and telephone line at the connection point.
 5. The community will maintain this connection at its own expense.
-

Length of Work

The complete installation will take approximately 3-4 weeks from groundbreaking to finish. With all major construction jobs there will be inconveniences to the residents. At no time will there be a complete blockage of all lanes.

Automated parking gate installation
Submitted to: Blue Ridge HOA
Submitted by: Majestic Systems Inc.

Two Year Warranty on Parts and Labor

Exclusions to warranty:

1. Damage done to gate system via misuse intentionally or unintentionally.
2. Damage done to gate system via acts of god. I.e. storms, lightning and or power surges.
3. Damage done to gate system via contact with any vehicle.
4. Damage done to gate system via extended use during any problem with system.

Disclaimer

Majestic Systems Inc. takes absolutely no responsibility for any damages done to any vehicle or vehicles, person, or persons by the misused or malfunctions of any or all systems installed at this complex.

Price for listed system

\$53,612.00

Access control Items based on purchases over 1000 items.

Easy pass stickers, Key fobs, and Cards

Easy pass tags over 1000 tags can have a free custom logo on the tags (community name in a variety of colors or clear tags)

Easy pass windshield stickers over 1000 lot pricing are \$10.00 each (refer to options page)

key fobs, over 1000 lot pricing are \$7.00 each.

Cards, over 1000 lot pricing are \$4.00 each.

Payment schedule

30% Deposit

30% After gates and entry system

30% after rough construction and island work

10% Upon Completion

Date of acceptance _____

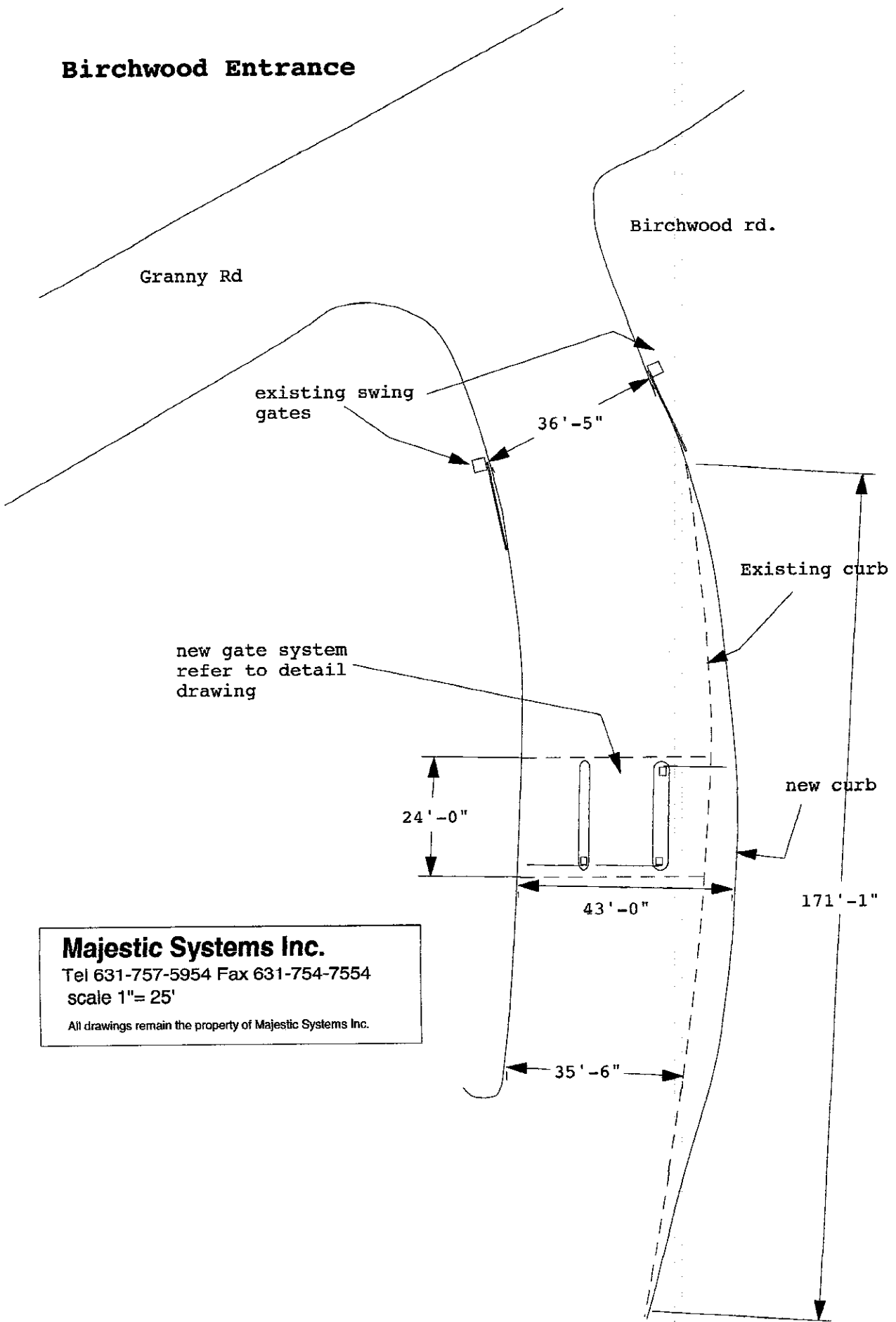
Board President

Signature _____

Edward A. Ayvazian,
As agent of Majestic systems Inc.

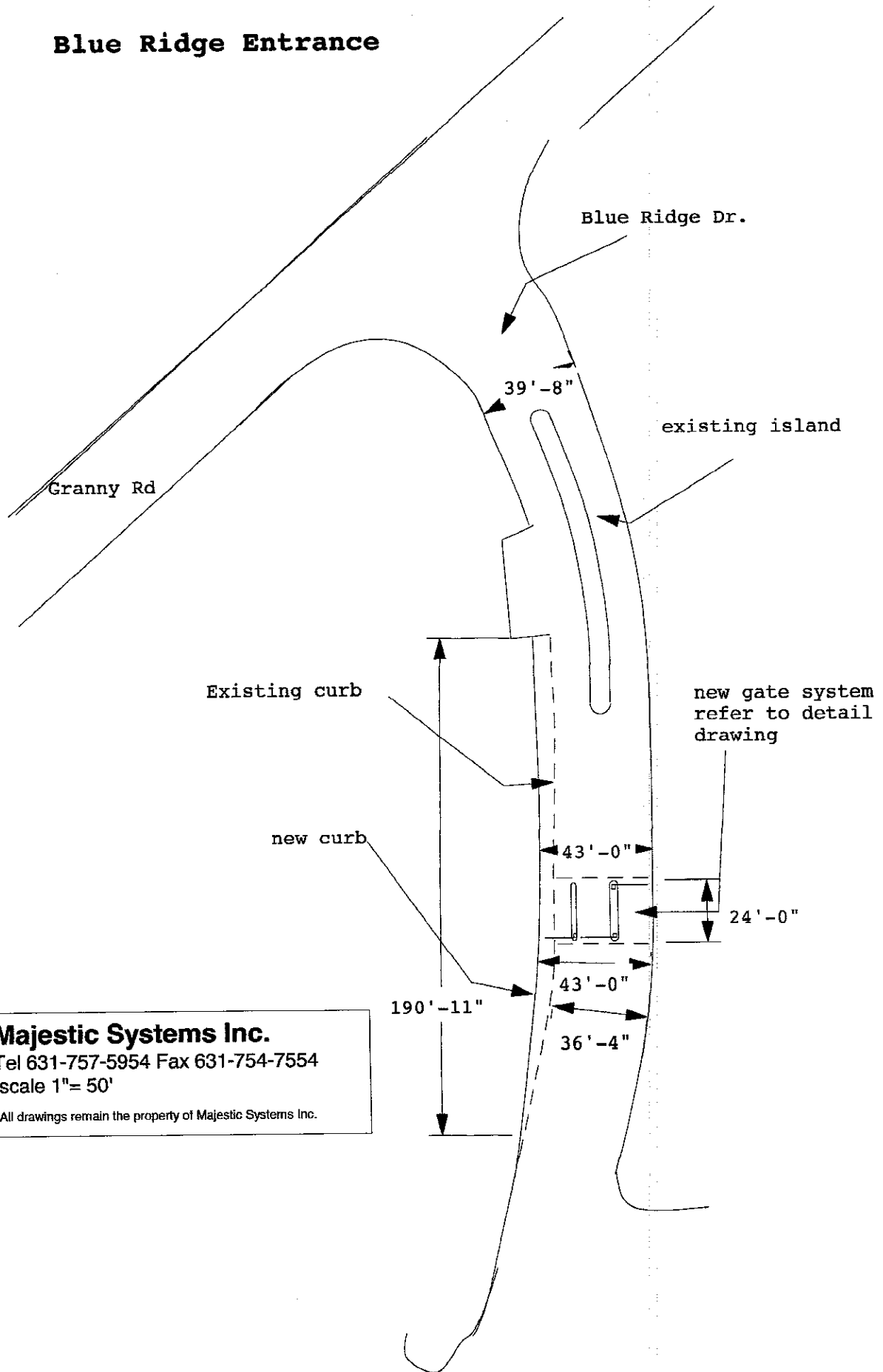


Birchwood Entrance



Majestic Systems Inc.
Tel 631-757-5954 Fax 631-754-7554
scale 1"= 25'
All drawings remain the property of Majestic Systems Inc.

Blue Ridge Entrance



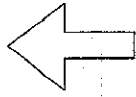
Majestic Systems Inc.
Tel 631-757-5954 Fax 631-754-7554
scale 1"= 50'
All drawings remain the property of Majestic Systems Inc.

Majestic Systems Inc.

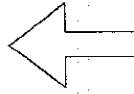
Tel 631-757-5954 Fax 631-754-7554
scale 1"=5'

All drawings remain the property of Majestic Systems Inc.

Resident
lane

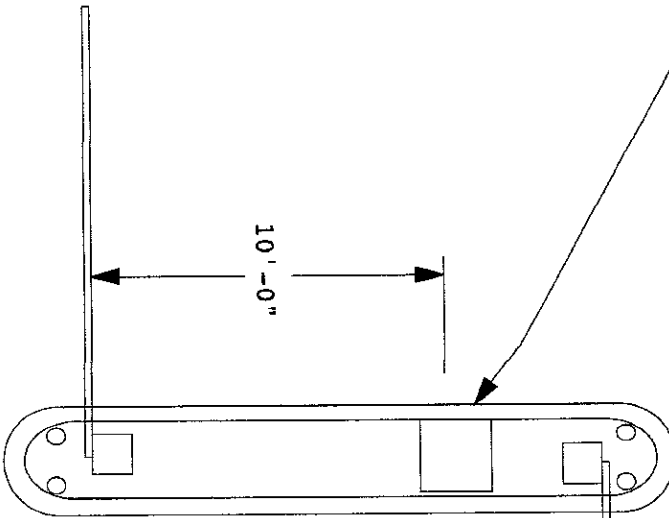



Visitor
lane



telephone
entry system
in a stone
stanchion

RFID



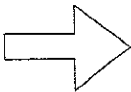
10'-0"

12'-0"

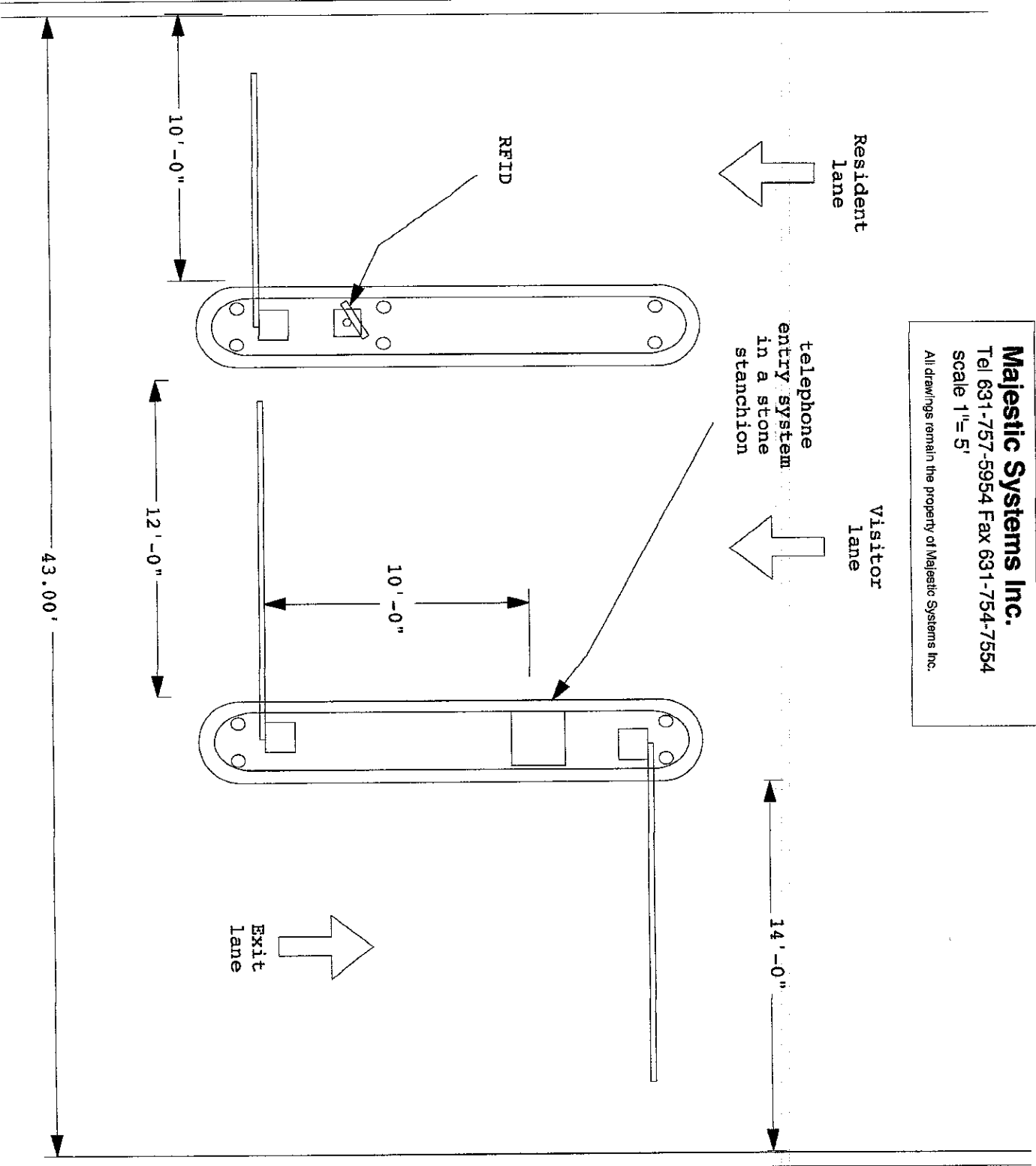
10'-0"

14'-0"

Exit
lane

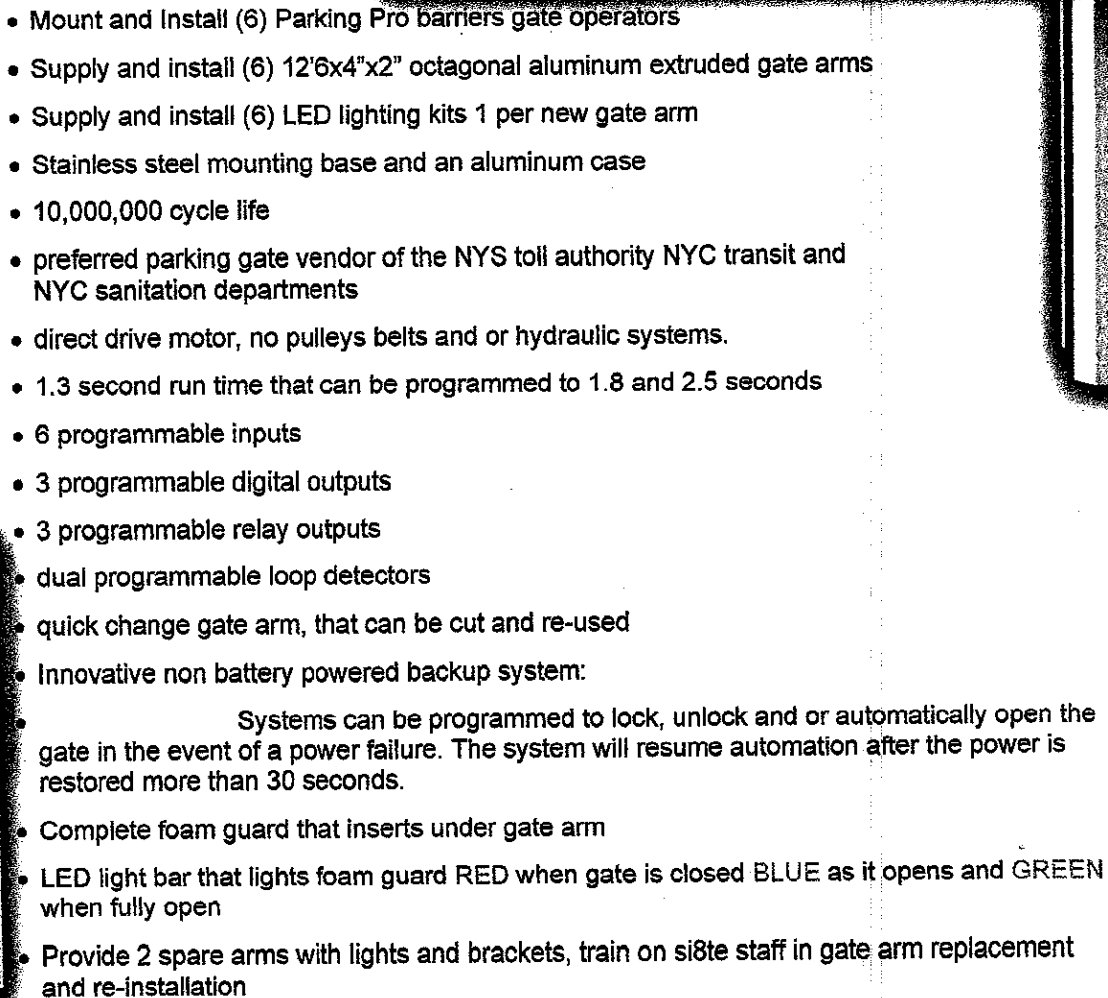


43.00'



Automated parking gate installation
Submitted to: Blue Ridge HOA
Submitted by: Majestic Systems Inc.

Install New Gates

- 
- Mount and Install (6) Parking Pro barriers gate operators
 - Supply and install (6) 12'6x4"x2" octagonal aluminum extruded gate arms
 - Supply and install (6) LED lighting kits 1 per new gate arm
 - Stainless steel mounting base and an aluminum case
 - 10,000,000 cycle life
 - preferred parking gate vendor of the NYS toll authority NYC transit and NYC sanitation departments
 - direct drive motor, no pulleys belts and or hydraulic systems.
 - 1.3 second run time that can be programmed to 1.8 and 2.5 seconds
 - 6 programmable inputs
 - 3 programmable digital outputs
 - 3 programmable relay outputs
 - dual programmable loop detectors
 - quick change gate arm, that can be cut and re-used
 - Innovative non battery powered backup system:
 - Systems can be programmed to lock, unlock and or automatically open the gate in the event of a power failure. The system will resume automation after the power is restored more than 30 seconds.
 - Complete foam guard that inserts under gate arm
 - LED light bar that lights foam guard RED when gate is closed BLUE as it opens and GREEN when fully open
 - Provide 2 spare arms with lights and brackets, train on site staff in gate arm replacement and re-installation

Power failure Back-Up system

System will automatically open the entry and exit gates in the event of a power failure (no battery and or battery systems required). The system will resume automation after the power is restored more than 1 minute.

Gate Function

Entry: after a valid key fob or entry system read entry gate will open and close after each vehicle
Gates will close automatically after the vehicle passes through. No piggy backing will be allowed

Free exit: As vehicle approaches the exit gate from inside facility the exit gate will open and close after each vehicle gates will close automatically after the vehicle passes through.

Automated parking gate installation
Submitted to: Blue Ridge HOA
Submitted by: Majestic Systems Inc.


Stone stanchions (refer to options page)

- A. Build (2) brick/stone stanchions in island of material to match community (refer to drawings)
- B. stanchion will be 2'6" wide by 1'6" deep and a height of 5'6" to 6'

Tele-Access system

Refer to drawing for placement

1. Large illuminated LCD display. Will display 8 names at a time.
2. Illuminated stainless steel faceplate.
3. Interactive speakerphone.
4. 2000 name capacity for residents.
5. 2000 telephone number capacity for residents.
6. 3000 easy pass, , keyfob and card capacity for residents.
7. EE PROM backs up memory chip (for memory capture).
8. Programmable relays (for all enter and exit times).
9. 1500-event buffer (for log of entries by name).
10. On board keypad for resident / visitor.
11. [A] to [Z] buttons for fast scrolling
12. [Call] button for quick easy connection
13. Mounted in stanchion.
14. Interconnecting pipe and wire to gates.
15. either Majestic systems will supply software to HOA for the adding and deleting of names and numbers on the directory
16. or Majestic systems will maintain the directory (the adding and deleting of names and numbers on the directory) free of charge
17. Install SOS siren systems at front stanchion to control both gate in the event and a yelp siren at the gate



7 CAMERAS
1 PHONE
CLUB HOUSE BUTTON - VENDORS

TCP/IP access control

Install a real time access control system (internet at both locations required)

IT based system will the community board total control over the gate system, entry gates and exit gates. This system will be able to expand the clubhouse, pool tennis courts and so on

Data and data entry

Community must provide an excel list of all unit numbers, residents' names, and telephone numbers

majestic will preprogram entry systems with names and numbers along with the stickers and keyfobs/ cards per household.

Majestic will provide the stickers and the keyfobs/cards to the HOA with a specific distribution list

To be provided by others at both locations

1. Access to Hi voltage (1) 110 VAC line 15amp (preferably) Refer to drawing for placement
 2. internet connection
 3. A Standard Telephone lines or VOIP
 4. Majestic Systems Inc. will coordinate with Verizon and or cablevision to establish an internet and telephone line at the connection point.
 5. The community will maintain this connection at its own expense
-

Length of Work

The complete installation will take approximately 3-4 weeks from groundbreaking to finish. With all major construction jobs there will be inconveniences to the residents. At no time will there be a complete blockage of all lanes.